

1

2

3

4

5

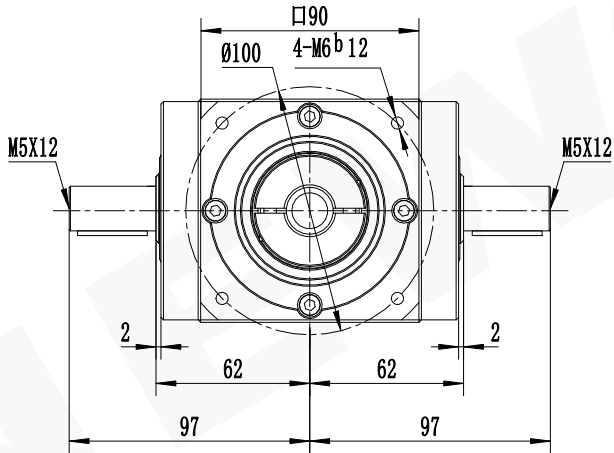

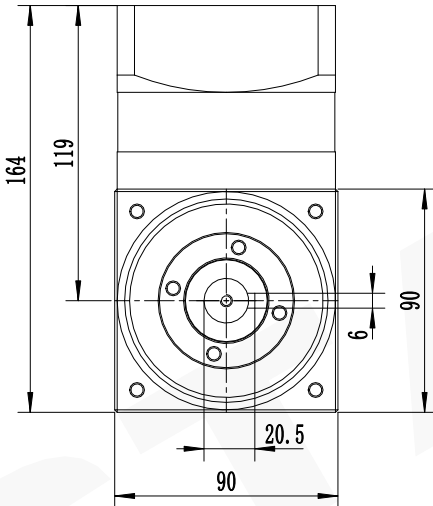
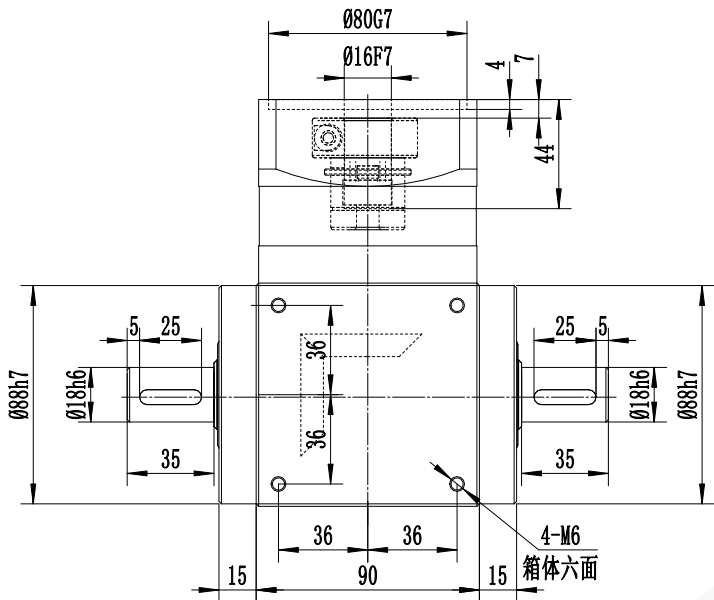
6

A

B

C

D



减速比 (Ratio i)		1	2						
额定承载扭矩 (Rated load torque)	Nm	78	68						
最大加速力矩 (Max. acceleration torque)	Nm	117	102						
急停扭矩 (Emergency stop torque)	Nm	234	204						

精密行星减速机技术参数				
容许最大径向载荷 (Max. radial load)	1450N	空载力矩20℃ (No-load torque)	≤ 0.2Nm	
容许最大轴向载荷 (Max. axial load)	725N	润滑 (Lubrication)	合成润滑脂 (Synthetic grease)	
额定输入转速 (Nominal input speed)	3000r/min	使用环境温度 (Operation temperature)	-15℃~+90℃	
最大输入转速 (Max input speed)	6000r/min	使用寿命 (Service life)	≥20000h	
噪音 (Noise)	≤ 63db	防护等级 (Protection grade)	IP54	
回程间隙 (Backlash)	6arcmin		PW系列	Tel/电话: 0533-6288333 6288444
			P2 L1	Fax/传真: 0533-6288411
				Web/网址: www.newstart.cn

未注线性尺寸极限偏差
Unmarked tolerance

0.5-3	±0.2
3-6	±0.3
6-30	±0.5
30-120	±0.8
120-400	±1.2
400-1000	±2

精密行星减速机
Precision Planetary
Gear Boxes



PW90L1-i-S2-16-40-
80-100-M6

A. PW. 090.

1

2

3

4

5

6

A

B

C

D